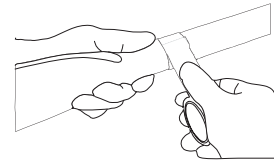
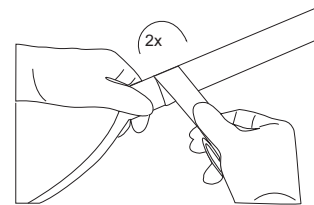




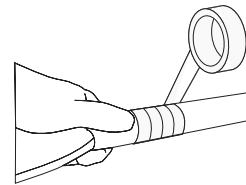
Wrapping Instruconions:



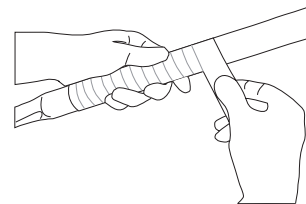
1. Wipe shaft area ,remove wax, tape, adhesive residue. Be sure to lightly stretch the tape while wrapping. The Tape will stick to itself so be careful not to stick the tape unnecessarily to itself or other objects. Do not attempt to remove the tape once installed.



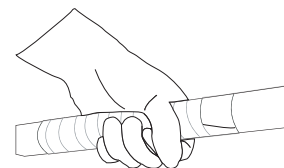
2. Start 2" below from where you normally grip the paddle.
3. Make 2 revolutions of the tape before starting upwards.



4. Continue wrapping tape up, overlapping 1/2". Making sure the outer surface of the grip is smooth and level.



5. Continue wrapping till you reach the end.



6. When at the end wrap the end downwards onto itself.
7. Press rubber to fuse and let cure for 24 hours.

Fusion Grip will last 1-2 seasons depending on how well it is taken care of. Avoid sharp abrasions that will cut or nick the tape. This may cause the tape to start unraveling. Fusion grip can be removed by carefully cutting with a scissors or Knife. Caution must be taken not to harm the paddle.